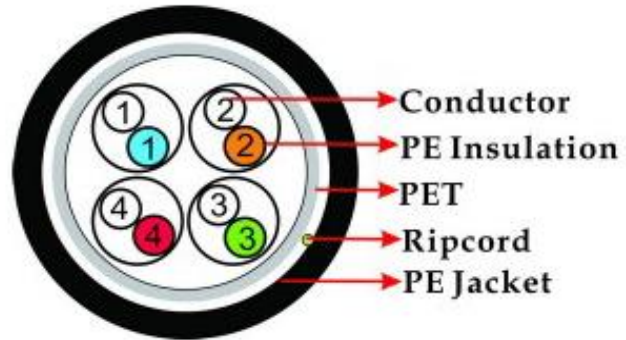


UTP CAT5E PE OUTDOOR CABLE



DESCRIPTION

CAT5E 4-Pair UTP 24AWG Solid Bare Copper
PE Jacket 305M

FEATURES

- High-Performance Data Cable
- CAT5E Unshielded Twisted Pairs
- Easily Identified Color-Striped Pairs
- 24AWG Solid Copper Conductors
- TIA/EIA-568.C.2, ISO/IEC 11801

APPLICATION

IEEE 802.3: 1000Base-T; 100Base-T; 10Base-T
IEEE 802.5: 4/6 Mbps Token Ring
Structure Cabling ,155Mbps ATM , ISDN
Gigabit Ethernet

MODEL

No	Length	Color
110210	1000ft(305m)	Gray
110211	1000ft(305m)	White
110212	1000ft(305m)	Red
110213	1000ft(305m)	Orange
110214	1000ft(305m)	Yellow
110215	1000ft(305m)	Green
110216	1000ft(305m)	Blue

SPECIFICATION

Technical Data

DC resistance	Max 10 Ω / 100m
Rated Voltage	30V
Reference Standard	EIA/TIA 568 & ISO/IEC 11801

Conductor

AWG	24AWG
Conductor Diameter	4×2×1/0.47±0.01mm

Insulation

Material	PE
AVG. Thickness	0.21 ± 0.01 mm
Insulation Diameter	0.90 ± 0.01mm

High twisted & Ripcord

Jacket

AVG. Thickness	0.63 mm
Outer Diameter	4.8 ± 0.1mm
Color	Available
Marking	Available

Color of Pairs

Pair 1	Blue	White-Blue
Pair 2	Orange	White-Orange
Pair 3	Green	White-Green
Pair 4	Brown	White-Brown

Solid OFC

Bare Copper (100% Copper)
24AWG
4×2×1/0.47±0.01mm

HDPE

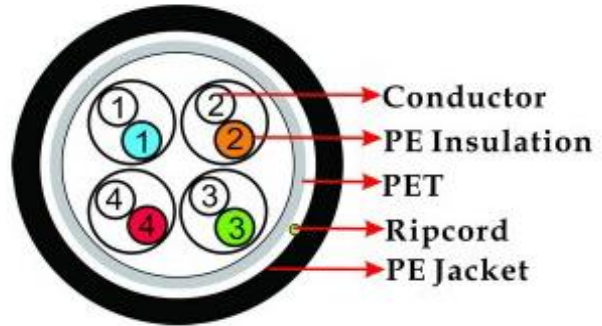
Material	PE
AVG. Thickness	0.21 ± 0.01 mm
Insulation Diameter	0.90 ± 0.01mm

Yes

PE ROHS

AVG. Thickness	0.63 mm
Outer Diameter	4.8 ± 0.1mm
Color	Available
Marking	Available

UTP CAT5E PE OUTDOOR CABLE



PACKING

Inner box : OEM Pull out box
Outer box : OEM Brown Carton



PERFORMANCE

Mechanical Properties

Bending Radius	$\geq 4 \times OD$ (without load)
Temperature range	during operation : $-40^{\circ}\text{C} \sim 75^{\circ}\text{C}$
Reference Standard	during installation : $0^{\circ}\text{C} \sim 60^{\circ}\text{C}$

Electrical Properties

DC resistance	10ohm / 100 m at 20 °C
Insulation Resistance	5000mΩ/km
Resistance unbalance	Max 5 % at 20 °C
Mutual capacitance	Max 5.6 nf / 100 m at 1kHz
Characteristics impedance	$(100 \pm 15) \Omega$ at 1 ~ 100 Mhz
Nominal velocity of propagation	67%
Propagation delay	≤ 535 ns / 100 m
Delay skew	≤ 45 ns / 100 m



Cable ID: CAT5E UTP-PE

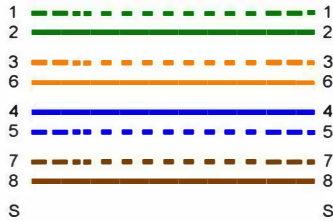
Test Summary: PASS

Date / Time: 03/27/2023 04:06:28pm
 Headroom: 3.5 dB (NEXT 12-36)
 Test Limit: TIA Cat 5e Channel
 Cable Type: Cat 5e U/UTP

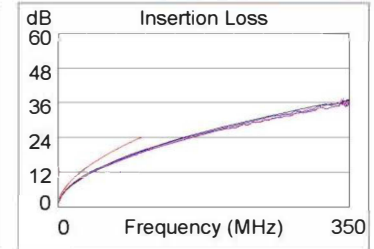
Operator: NEC FIELDING
 Software Version: 2.7800
 Limits Version: 1.9500
 NVP: 69.0%

Model: DTX-1800
 Main S/N: 9463009
 Remote S/N: 9463010
 Main Adapter: DTX-CHA001
 Remote Adapter: DTX-CHA001

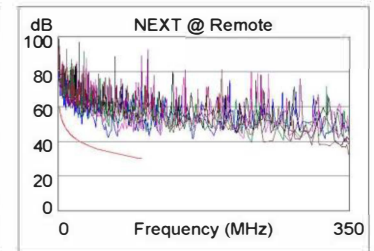
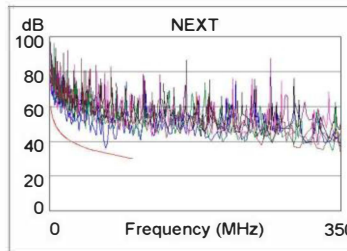
Wire Map (T568A)
PASS



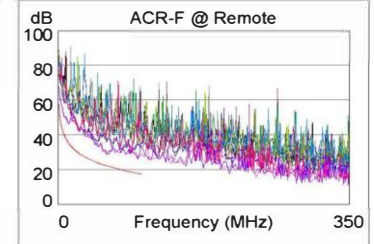
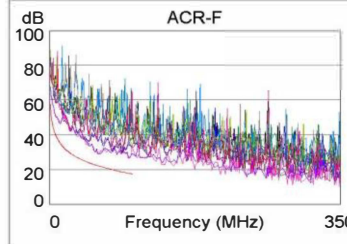
Length (ft), Limit 328	[Pair 78]	334
Prop. Delay (ns), Limit 555		505
Delay Skew (ns), Limit 50		13
Resistance (ohms)	[Pair 45]	21.0
Insertion Loss Margin (dB)	[Pair 45]	4.6
Frequency (MHz)	[Pair 45]	100.0
Limit (dB)	[Pair 45]	24.0



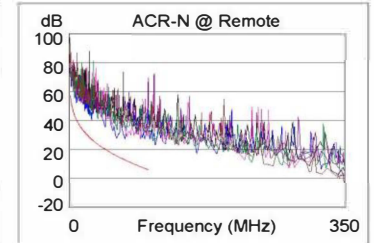
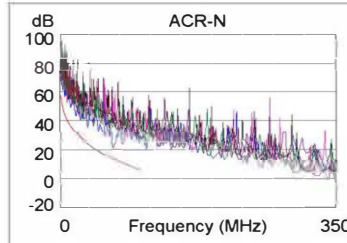
	Worst Case Margin		Worst Case Value	
	MAIN	SR	MAIN	SR
PASS				
Worst Pair	12-36	12-36	12-36	12-36
NEXT (dB)	3.5	7.6	3.5	7.6
Freq. (MHz)	67.5	59.8	67.5	59.8
Limit (dB)	33.0	33.9	33.0	33.9
Worst Pair	36	12	36	12
PS NEXT (dB)	6.0	9.9	6.0	9.9
Freq. (MHz)	67.5	59.8	67.5	59.8
Limit (dB)	30.0	30.9	30.0	30.9



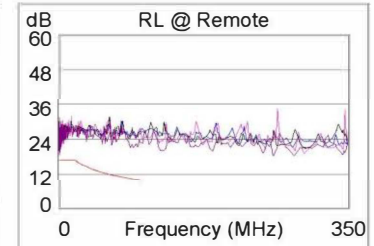
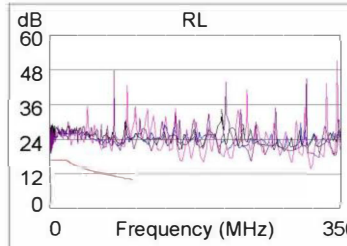
	Worst Case Margin		Worst Case Value	
	MAIN	SR	MAIN	SR
PASS				
Worst Pair	12-45	45-12	12-45	45-12
ACR-F (dB)	6.1	6.2	7.9	8.1
Freq. (MHz)	59.0	59.0	96.0	96.0
Limit (dB)	22.0	22.0	17.8	17.8
Worst Pair	12	12	45	12
PS ACR-F (dB)	9.1	8.5	10.7	10.5
Freq. (MHz)	59.3	58.8	96.0	96.0
Limit (dB)	18.9	19.0	14.8	14.8



	Worst Case Margin		Worst Case Value	
	MAIN	SR	MAIN	SR
N/A				
Worst Pair	12-36	12-36	12-36	12-36
ACR-N (dB)	7.3	10.5	7.3	11.3
Freq. (MHz)	67.5	2.5	68.0	59.8
Limit (dB)	13.6	53.4	13.5	15.8
Worst Pair	12	36	12	12
PS ACR-N (dB)	9.9	11.2	9.9	21.2
Freq. (MHz)	67.5	2.3	67.5	96.0
Limit (dB)	10.6	51.3	10.6	3.9



	Worst Case Margin		Worst Case Value	
	MAIN	SR	MAIN	SR
PASS				
Worst Pair	78	78	36	78
RL (dB)	4.2	3.6	8.4	9.9
Freq. (MHz)	3.5	3.5	75.3	86.5
Limit (dB)	17.0	17.0	11.2	10.6



Compliant Network Standards:
 10BASE-T 100BASE-TX 100BASE-T4
 1000BASE-T ATM-25 ATM-51
 ATM-155 100VG-AnyLan TR-4
 TR-16 Active TR-16 Passive